

2021-22 Texas Academic Performance Report (TAPR)

District Name: HURST-EULESS-BEDFORD ISD

Campus Name: HURST HILLS EL

Campus Number: 220916115

2022 Accountability Rating: A

Distinction Designations:

Academic Achievement in ELA/Reading

Academic Achievement in Mathematics

Academic Achievement in Science

Top 25 Percent: Comparative Closing the Gaps

Postsecondary Readiness

This page is intentionally blank.

Texas Education Agency
2021-22 STAAR Performance (TAPR)
HURST HILLS EL (220916115) - HURST-EULESS-BEDFORD ISD - TARRANT COUNTY

School
Year

State

District

Campus

African
American

Hispanic

White


American
Indian

Asian


Pacific
Islander



*
2021
63%



*



Texas Education Agency
2021-22 STAAR Performance (TAPR)
HURST HILLS EL (220916115) - HURST-EULESS-BEDFORD ISD - TARRANT COUNTY

	School Year	State	District	Campus	African American	Hispanic	White	American Indian	Asian	Pacific Islander	Two or More Races	Special Ed (Current)	Special Ed (Former)	Continuously Enrolled	Non-Continuously Enrolled		
--	-------------	-------	----------	--------	------------------	----------	-------	-----------------	-------	------------------	-------------------	----------------------	---------------------	-----------------------	---------------------------	--	--



Texas Education Agency
 2021-22 STAAR Performance (TAPR)
 HURST HILLS EL (220916115) - HURST-EULESS-BEDFORD ISD - TARRANT COUNTY

EL

	School Year	State	District	Campus	African American	Hispanic	White	American Indian	Asian	Pacific Islander	Two or More Races	Special Ed (Current)	Special Ed (Former)	Continuously Enrolled	Non-Continuously Enrolled	Econ Disadv	EB EL (Current &)
--	-------------	-------	----------	--------	------------------	----------	-------	-----------------	-------	------------------	-------------------	----------------------	---------------------	-----------------------	---------------------------	-------------	--------------------



(Current)

Texas Education Agency
 2021-22 Bilingual Education/English as a Second Language (Current EB Students/EL) (TAPR)
 HURST HILLS EL (220916115) - HURST-EULESS-BEDFORD ISD - TARRANT COUNTY

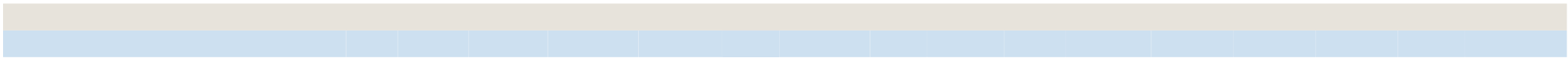
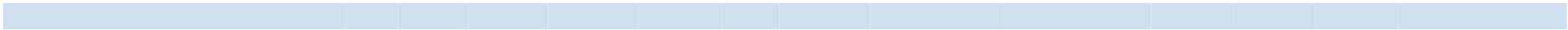


Due to the cancellation of spring 2020 STAAR, 2022 and 2019 School progress and STAAR progress measure data are shown.

	School Year	State	District	Campus	Total Bilingual Education	BE-Trans Early Exit	BE-Trans Late Exit	BE-Dual Two-Way	BE-Dual One-Way	ALP Bilingual (Exception)	Total ESL	ESL Content-Based	ESL Pull-Out	ALP ESL (Waiver)	EB/EL with Parental Denial	Never EB/EL	Total EB/EL (Current)	Monitored & Former EB/EL
All Grades Mathematics	2022	69%	81%	81%	-	-	-	-	-	-	74%	-	74%	-	*	81%	76%	86%
	2019	70%	76%	74%	-	-	-	-	-	-	65%	-	65%	-	*		67%	

* Indicates results are masked due to small numbers to protect student confidentiality.

- Indicates there are no students in the group.

Blank cell indicates there are no data available in the group.



Texas Education Agency
 2021-22 Attendance, Graduation, and Dropout Rates (TAPR)
 HURST HILLS EL (220916115) - HURST-EULESS-BEDFORD ISD - TARRANT COUNTY

	State	District	Campus	African American	Hispanic	White	American Indian	Asian	Pacific Islander	Two or More Races	Special Ed	Econ Disadv	EB/EL
Attendance Rate													
2020-21	95.0%	97.4%	97.1%	96.4%	96.8%	97.7%	*	98.0%	*	95.3%	95.8%	96.6%	97.7%
2019-20	98.3%	99.0%	99.3%	99.2%	99.3%	99.4%	*	99.5%	*	99.1%	98.9%	99.3%	99.6%
Chronic Absenteeism													
2020-21	15.0%	6.8%	7.3%	11.8%	8.0%	3.1%	*	5.6%	*	13.3%	10.8%	8.4%	3.4%
2019-20	6.7%	3.9%	2.1%	1.3%	2.5%	1.8%	*	2.4%	0.0%	0.0%	4.5%	2.6%	2.3%
Annual Dropout Rate (Gr 7-8)													
2020-21	0.9%	0.2%	-	-	-	-	-	-	-	-	-	-	-
2019-20	0.5%	0.2%	-	-	-	-	-	-	-	-	-	-	-
Annual Dropout Rate (Gr 9-12)													
2020-21	2.4%	0.5%	-	-	-	-	-	-	-	-	-	-	-
2019-20	1.6%	0.2%	-	-	-	-	-	-	-	-	-	-	-
4-Year Longitudinal Rate (Gr 9-12)													
Class of 2021													
Graduated	90.0%	97.7%	-	-	-	-	-	-	-	-	-	-	-
Received TxCHSE	0.3%	0.1%	-	-	-	-	-	-	-	-	-	-	-
Continued HS	3.9%	0.7%	-	-	-	-	-	-	-	-	-	-	-
Dropped Out	5.8%	1.5%	-	-	-	-	-	-	-	-	-	-	-
Graduates and TxCHSE	90.3%	97.8%	-	-	-	-	-	-	-	-	-	-	-
Graduates, TxCHSE, and Continuers	94.2%	98.5%	-	-	-	-	-	-	-	-	-	-	-
Class of 2020													
Graduated	90.3%	97.6%	-	-	-	-	-	-	-	-	-	-	-
Received TxCHSE	0.4%	0.1%	-	-	-	-	-	-	-	-	-	-	-
Continued HS	3.9%	1.5%	-	-	-	92.2%	-	-	-	-	-	-	-
Dropped Out	5.4%	0.8%	-	-	-	-	-	-	-	-	-	-	-
Graduates and TxCHSE	90.7%	97.7%	-	-	-	-	-	-	-	-	-	-	-
Graduates, TxCHSE, and Continuers	94.6%	99.2%	-	-	-	-	-	-	-	-	-	-	-
Extended Longitudinal Rate (Gr 9-12)													
2020	92.2%	98.8%	-	-	-	-	-	-	-	-	-	-	-

Texas Education Agency
 2021-22 Attendance, Graduation, and Dropout Rates (TAPR)
 HURST HILLS EL (220916115) - HURST-EULESS-BEDFORD ISD - TARRANT COUNTY

	State	District	Campus	African American	Hispanic	White	American Indian	Asian	Pacific Islander	Two or More Races	Special Ed	Econ Disadv	EB/EL
Graduates, TxCHSE, and Continuers	93.8%	98.9%	-	-	-	-	-	-	-	-	-	-	-
Class of 2019													
Graduated	92.0%	98.7%	-	-	-	-	-	-	-	-	-	-	-
Received TxCHSE	0.5%	0.2%	-	-	-	-	-	-	-	-	-	-	-
Continued HS	1.3%	0.1%	-	-	-	-	-	-	-	-	-	-	-
Dropped Out	6.1%	0.9%	-	-	-	-	-	-	-	-	-	-	-
Graduates and TxCHSE	92.6%	99.0%	-	-	-	-	-	-	-	-	-	-	-
Graduates, TxCHSE, and Continuers	93.9%	99.1%	-	-	-	-	-	-	-	-	-	-	-
6-Year Extended Longitudinal Rate (Gr 9-12)													
Class of 2019													
Graduated	92.6%	98.8%	-	-	-	-	-	-	-	-	-	-	-
Received TxCHSE	0.6%	0.2%	-	-	-	-	-	-	-	-	-	-	-
Continued HS	0.6%	0.1%	-	-	-	-	-	-	-	-	-	-	-
Dropped Out	6.2%	0.8%	-	-	-	-	-	-	-	-	-	-	-
Graduates and TxCHSE	93.2%	99.0%	-	-	-	-	-	-	-	-	-	-	-
Graduates, TxCHSE, and Continuers	93.8%	99.2%	-	-	-	-	-	-	-	-	-	-	-
Class of 2018													
Graduated	92.6%	99.4%	-	-	-	-	-	-	-	-	-	-	-
Received TxCHSE	0.7%	0.1%	-	-	-	-	-	-	-	-	-	-	-
Continued HS	0.6%	0.0%	-	-	-	-	-	-	-	-	-	-	-
Dropped Out	6.1%	0.5%	-	-	-	-	-	-	-	-	-	-	-
Graduates and TxCHSE	93.3%	99.5%	-	-	-	-	-	-	-	-	-	-	-
Graduates, TxCHSE, and Continuers	93.9%	99.5%	-	-	-	-	-	-	-	-	-	-	-
4-Year Federal Graduation													

Texas Education Agency
 2021-22 Graduation Profile (TAPR)
 HURST HILLS EL (220916115) - HURST-EULESS-BEDFORD ISD - TARRANT COUNTY

	Campus Count	Campus Percent	District Count	State Count
Graduatesf(2020-21 Annual Graduates)				
Total Graduates	-	-	1,633	358,842
By Ethnicity:				
African American	-	-	313	44,018
Hispanic	-	-	500	183,306
White	-	-		



There is no data for this campus.

Texas Education Agency
2021-22 CCMR-Related Indicators (TAPR)
HURST HILLS EL (220916115) - HURST-EULESS-BEDFORD ISD - TARRANT COUNTY


There is no data for this campus.

Texas Education Agency
2021-22 Other Postsecondary Indicators (TAPR)
HURST HILLS EL (220916115) - HURST-EULESS-BEDFORD ISD - TARRANT COUNTY

There is no data for this campus.

Texas Education Agency
 2021-22 Staff Information (TAPR)
 HURST HILLS EL (220916115) - HURST-EULESS-BEDFORD ISD - TARRANT COUNTY

Staff Information	----- Campus -----		District	State
	Count/Average	Percent		
Total Staff	52.9	100.0%	100.0%	100.0%
Professional Staff:	44.9	84.9%	67.7%	64.1%
Teachers	35.5	67.1%	53.3%	49.3%
Professional Support	7.4	14.0%	10.5%	10.7%
Campus Administration (School Leadership)	2.0	3.8%	2.8%	2.9%
Educational Aides:	8.0	15.1%	8.7%	11.1%
Full-time Librarians	1.0	n/a	25.0	4,194.0
Part-time Librarians	0.0	n/a	0.0	607.0
Full-time Counselors	1.0	n/a	45.0	13,550.0
Part-time Counselors	0.0	n/a	0.0	1,176.0
Total Minority Staff:	9.2	17.3%	33.2%	52.1%
Teachers by Ethnicity:				



Texas Education Agency
2021-22 Staff Information (TAPR)
HURST HILLS EL (220916115) - HURST-EULESS-BEDFORD ISD - TARRANT COUNTY

- Indicates there is no data for the item.
 - * Indicates results are masked due to small numbers.
 - ** When only one student disability or assessment group is masked, then the second smallest student disability or assessment group is masked regardless of size.
- n/a